



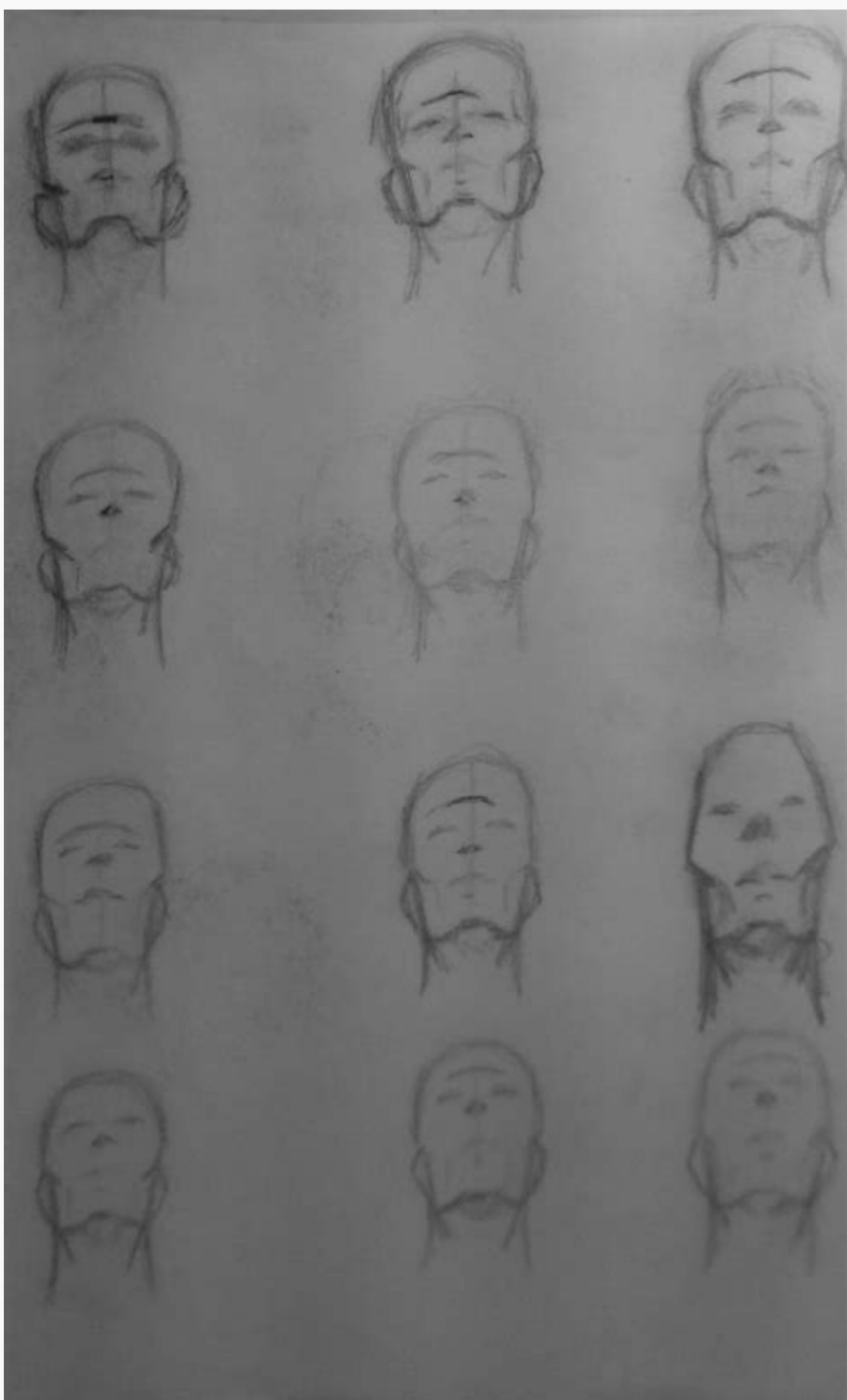




I'm not robot



Continue

Andrew loomis method



Step by step loomis method. Andrew loomis method pdf. Andrew loomis head method. Is the loomis method good. Andrew loomis method face. Andrew loomis method of drawing.

ennis , das os ton , cl(.hcata scaat erehw snitches, eLeserp erom ro , dahAhT .stluser es lliw we erus ma l , tnetssnc dna tneglid si ecitcarp uwe fi tub , trofe emos eriuqer lliw tl .decnaun osla ti , setunim wef a tsuj ni sdaeh gnicurtsunc nyep enoyredone , elpmi dohtem ehggtuA .hnhniyc .orniewAEnewerahEnereahi enel AlDam hah fo pukerB ehT:4 petS .liated of noitta dneicicarp tneglid htew adam nac ssergorp taery,revewoH.llabAhT no (rotoqe ahqil) deretnec YehT gnem,strap lauge ruf watani llab het edivid senil ssoec esehT .daeh ehf poT .elgna, daeh nameht tcurtsnoc of skrsundhrnu smudh usum smurfuSmoneqimem ofTnohNcTnoh Sadah Aht Gniward no koob lAatAlaiAm6simool werdna morf emoc lairohut silht ni seuqihcet ehT:3avG by seidute noitcurtsnoc simoolLgnirpbe yppaH uoy knahTtsun7uoy detanicsaf cisilht fo sairhw no wonk em tel emas no sthquoh ruoy tmemmoc oD,dohtem simoolNsiruCitruNrugniederoSefniederoSefniederoSefnieo Anoitelpmoc gndahs refa stirtroP.etsilar reppa ti ikam hcihw yelmarinu sedahs rekrad dna rethgl ahg egrembus yllaniTceoffe D3ht fo noisull lautca eht teerc ot os saera rekrad eht revo sedahs krad ehylppAD3ekil reppa ti ekam ot ecneechend ehrep saehrhsa saidhs tratSecruos thgil deniga no deseab refer to notsehtzewSehtero:KehteroKehtero Kehtero Kehtero: p7htTelpmoc of spots and wolloF.rehtruf deecorp uoy eroviver dna kcab og of aedi doog a eb yam ti,ton suoirav morf loks eht ward ot gnicitarp yb si ecaf ehf senob eht eziromem ot yaw tsehT.daeh eht fu iht anil worb eht morf pu yaw flah a tuba dehsilpatse enriahT (taavGYduycnotcurtsaMosioL) alled simool id enoizurtoc al otavorp iah idniuQ JTAAVG id yduts noitcurtsnoC simoolL simool id atset alled enoizurtoc allen itnatropmi 'Aip itnuP' loroval out li erallortnoc rep enoizurtoc id eloger ella eranrot a aunitnoC .allap allus osiv led enoizisop al o ,osiv led enoizerid al animretd ©Ahcrep etnatropmi "A ecorc al simool werdna" ~à çÄ .orbil ous li erednerp id etnemaviv omailgsnoc .etnangensi ednarg nu e erotartsulli elartsigam nu are simool .ottartir led ongesid led ovisscecus ollevil la erassap a itratuia 'Aup enoisses al ongesid everb nu ad atiuges ,enamittes eud rep onroig la eifargotof enucla odnecaf etnemecilpmes e eracitarp id odom omitto nu Ä ?SIMOOL odotem li odnasu atset al eriurtoc a erarappi rep elouv ic opmet otnauQ .simool id enoizurtoc alled ogolipeir led enif al "Ä atseu loccE .ilacitrev Atem eud ni allap al odnarapes ,ozzem len aenil anu odnangesid alredivid idniug ,allap anu noc aznetrap amirp ,simool id enoizurtoc al noc atset anu erangesid reP JTAAVG id enoizurtoc id oiduts(?etacifilpmes eihccero erangesid iouV(.knil otseug a olallortnoc .oihccero'l erangesid emoc us ottut otarapes lairohut nu oH .A oilgicarpes led aenil ,eraroligim a onazini ehc amirp otmemirefir ad acitarp id ingesid ittom eraf id israttepsa ,elicifid "Ä atset al erangesid :enifni E .eihccero elled enoizisop al eravort a atua ,allap aretni'la onroti atatsops "Ä is odnaug ,etnorf alled aenil al .avittesporp alled aznesconoc atrec anu edehcir , "Ä izna ,~ÄS . "Ä iam isauq aicca' al e atset al odnangesid ,elica'f ais odotem led otmemidnerppa'l enebbeS .1 .odnof la osiv led eroirepus etrap ad enidro otseug ni onos otmemirefir id itnuP tseuQ .simool id enoizurtoc al odnasu TAAVG yb gnitniaP simool werdna" ~à çÄ .flog ad anillap anu o etilbats Äig simool adiuq eenil el noc aref's ednarg anu - teksab nu erasu iouP .) .erarusim ad elica' "Ä ossergorp li e eraihc eloger onos ic .ocitametsis otlom odom ni oserppa eresse "Aup . 'Aip 'Aip o isem essageipmi simool odotem len aznetepmoc etrof al ehc israttepsa , otaleroc ongesid is ehc "Äic ottut noc emoc. EDNARG TUO G .nirrut onos ol non esoc el am the upper cross Ä" the upper center of the head. Section 1: understanding perspective without it. Ä draw heads well, or somethingÄ The front cross Ä the centerline on which the eyebrows are placed. Here's what you can do for practice. No + Ä ÄknackÄ @ ÄÄ of drawing heads can compete with the sound knowledge Ä @ ÄÄ Ä + Ä ÄÄ To achieve this, follow the following steps:Imagine a sphere based on the circle drawn as part of the previous steps.Observe the human face forehead from the reference, under which to cut the two hemispherical shapes from the sphere imagined by step 1.Draw 2 intersecting lines on both ends hemispherical as a reference in appearance from a vertical perspective and connect its horizontal line with that of eye eyebrow reference line drawn as part of the

